



Stanhope Primary School

Learning • Success • Respect • Citizenship



Principal: Christine Owen

Phone: 03 5857 2514

Mobile: 0419 548 318

Email: stanhope.ps@education.vic.gov.au

Newsletter

48 Midland Highway

PO Box 19

Stanhope, Victoria 3623

<http://stanhopeps.vic.edu.au>

Inspiring Lifelong Learning

ISSUE 32: October 24, 2024

REMINDERS & THINGS TO DO

DATES TO REMEMBER



FIRE RESTRICTIONS

The CFA has declared
MONDAY 4 NOVEMBER
as the commencement of the
Fire Danger Period
for 2024-25

Please ensure that students come
to school each day with a:

- ◆ **DRINK BOTTLE**
- ◆ **SCHOOL HAT**



YES
OUTDOOR
PLAY



NO
OUTDOOR
PLAY

Friday 25 October

- ◆ Sporting Schools

Wednesday 30 October

- ◆ Visit to Kinder

Thursday 31 October

- ◆ ART

Friday 1 November

- ◆ Sporting Schools

Tuesday 5 November

- ◆ MELBOURNE CUP
HOLIDAY NO SCHOOL



Wednesday 6 November

- ◆ Prep Transition Day
- ◆ Ky Health Excursion

Thursday 7 November

- ◆ LIBRARY
- ◆ Grade P-2 Kaboom Sports
Excursion at Ky P-12

Monday 11 November

- ◆ REMEMBRANCE DAY at
the school gates 10.45am



PRINCIPAL'S MESSAGE: Fiona Wallace



Remembrance Day

A reminder that this year we will be hosting the Stanhope Community Remembrance Day ceremony here at school beginning at 10.45am on Monday November 11, with a barbeque lunch to follow. There will be more information to come about the service. As I mentioned last week, I have asked the students to contribute to the ceremony and we have been lucky enough to have spoken with musician Claire Roberts who will be joining us each Friday afternoon in the lead up to help us prepare and rehearse.



Kyabram Show

The Kyabram Show was held last weekend. I am very excited to announce that a number of our students won many and varied awards and prizes. Congratulations to every one of our students for entering their work to be displayed – we are very proud of you all indeed.

SUCCESS

Please continue to discuss this school value with your child and help them to find ways they can recognise their own successes and achievements. Due to our pupil-free day we missed our lesson with Simon this week, but we're excited to see what he has in store for us next Wednesday!

Curriculum Day Update

Speaking of our pupil-free day yesterday, I'm pleased to let you know that the staff had a very productive day at school, planning for the rest of this year and for 2025. We worked together to plan the curriculum, we completed professional development in OHS and Child Safety, we held a staff meeting, we engaged with a trainer from our school program uEducateUs to upskill staff, and we started to rearrange furniture and resources.

Homework

A friendly reminder that it's important our students 'touch base' with their spelling words on a daily basis. It's much better to spend 5-10 minutes each day working on vocabulary, rather than a larger chunk of time once a week. There are also many and varied ways students can practise their spelling words daily. I have included a list of suggestions later in the newsletter.

Organisation

This past week I have been discussing with students their need to ensure they take everything home at the end of each day. I am finding numerous drink bottles, lunch boxes, and homework sheets left behind at the end of school each day. Our fabulous Inclusion Leader Deb has made a 'checklist' for each student to keep on their desk and, as of next week, we'll allocated 5 minutes at the end of each day for students to go through the checklist and ensure they have everything they need. Caring for and organising their own belongings is an essential skill we're helping students with and I think these checklists will be a very useful tool.

Staff

Next week we say 'thank you' and 'farewell for now' to Marj Feldtmann and Graeme Hodgens. Marj has been working regularly each Monday, and Graeme each Tuesday. They will still certainly stay in touch with us and the students may see them pop up over the term if we need them. Mr Daniel Ratcliffe will be joining our team from November 4th to teach each Monday and Tuesday for the remainder of Term 4. He is a familiar face and we're excited to welcome him 'back'.

Café Lunch Orders

20th November
18th December




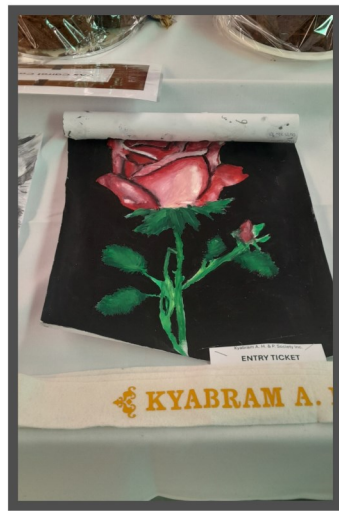

PRICE LIST ATTACHED

Kyabram Show Art Exhibition



Photos of the art exhibition from the Kyabram Show. Below are of Diamond-Rose, Daisy and Lily with the ribbons they won from the show. The work on the following pages also includes art work by other Stanhope Primary School students. Diamond-Rose came 3rd in the grade 1+2 section, Daisy came 1st in the 3+4 section, and Lily came 1st, 2nd, 3rd and best exhibit for the 5+6 section.



Kyabram Show Art Exhibition



Kyabram Show Art Exhibition



Spelling Homework Tips

Make and Use a "Word Catcher"

Modified fly swatters can be a lot of fun to use as spelling word practice tools. With this method, you'll give your child a fly swatter and a copy of her spelling words. Then, ask her to swat those words wherever she sees them. You might be surprised to see how enthusiastic she is to start swatting the words in all the books, magazines, posters, and papers in your house.

Magnetic Letters, Alphabet Blocks, or Scrabble Pieces

Just as saying the words out loud can help an auditory learner, literally building the words can be helpful for more visual learners. Just keep in mind you might need more than one set of magnetic letters to spell all the words.

Create Your Own Crossword Puzzle

Luckily there are free online tools like Discovery Education's [puzzlemaker](#) program to help you make puzzles. All you have to do is type in the word list.

Use Sensory Play

Some kids learn better when [all their senses are involved](#). Doing things like spraying shaving cream on the table and letting your child trace the words in it or having him write the words with a stick in the dirt can help cement the words in his memory.

Play Spelling Word Memory

There are a couple of ways to do this. You can make two sets of flashcards with the spelling words—it's a good idea to write each set in a different color—or you can make one set with the words and one with the definition. After that, it's played just like any other Memory game.

Trace the Words in Rainbow Colors

This is a variation on the old "write your words ten times" homework. Your child can trace each word over and over to remember the order of the letters for each word. In the end, though, it's a lot prettier than a simple word list.

Let Your Child Text the Words to You

This way to practice spelling words depends, of course, on whether your child has a cell phone and what the plan includes. With unlimited texting, it's easy enough for you to receive the [text](#), correct the spelling if necessary, and send back an emoji.

Act Them Out

Essentially this is playing the game Charades with your child's spelling words. You can do it a couple of ways—give your child a list of the words and have her guess which one you are acting out or put all the words in a bowl, and have her choose one and act it out.

Use Sandpaper Letters to Make Spelling Word Rubbings

Though it requires a little prep work, this is a fun way to practice the words. Once you have a set of sandpaper letter stencils, your child can arrange each word, place a piece of paper over it, and make a rubbing with pencil or crayons.

Make Word Searches

This, too, is an activity that is easy enough with online resources. [SpellingCity.com](#) is a fantastic site that allows you to make word searches and create other activities for your child.

Play Hangman

Hangman is a great go-to game when it comes to spelling words. If you have your child use a copy of the spelling list, it will be easier to narrow down which word you're using. Remember, you can always use the definition as a clue!

Make up a Spelling Word Song

It may sound silly, but there's a definite connection between music and literacy. If you and your child are creative, you can create your own silly tune. For the less musically-inclined, try setting the words to the tune of "Twinkle, Twinkle Little Star" or another nursery rhyme song.

Play the "Add-A-Letter" Game

This game is a fun way to interact with your child. One of you starts writing the spelling word on the paper by writing one letter. The next one adds the next letter. Since many word lists include words that start with the same sounds, it may be challenging to know which word your game partner started writing.

Write a Story Using Each Spelling Word

Many teachers ask students to do this with their spelling words for homework, but you can add a twist by giving your child a topic to write or tell a story about. For example, challenge her to write a story about zombies using all the words.

Highlight the Words in the Newspaper

Give your child a highlighter and a pile of newspapers and time him to see how long it takes to find and highlight all the words on the list.

Play a "What Letter Is Missing?" Game

Slightly different than Hangman and similar to the "Add-a-Letter" game, this game is played by writing or typing the words, but leaving a blank space or two for key letters. Your child will have to put in the correct letters. This works particularly well to practice the [vowel](#) sounds.



PROUDLY RUN BY LOCAL
POLICE AND VOLUNTEERS

Blue Light

FRIDAY
NOV
1st

KYABRAM HALLOWEEN

BLUE LIGHT DISCO

6-8PM | UNDER 13 | \$8 ENTRY
KYABRAM P-12 COLLEGE

CONTACT: MITCHELL.BULL@POLICE.VIC.GOV.AU

PRIZES FOR BEST DRESSED!

Bendigo Bank

Community Bank
Kyabram & District



Kyabram Free Press



KYABRAM BLUE LIGHT



KYABRAMBLUELIGHT

Thank you to our generous sponsors

proPAVE
landscapes

Phil De'Ath
0418 527 365

Lina Ding
0412 266 635

KYABRAMS
MAIN STREET
BUTCHERY

"The Best Meat by Miles"

170 Allan St, Kyabram PH: 5853 2123



Kyabram CLUB
Where good friends meet



- Stanhope Supermarket
- Stanhope RSL Sub Branch

DISCLAIMER: The Department of Education & Training, and Stanhope Primary School do not endorse the products or services of any private advertiser. No responsibility is accepted by the Department or the School for the accuracy of information contained in advertisements.

PROTECT

Protecting children & young people
from abuse is our responsibility



HELP IS BUT A PHONE CALL AWAY

LIFELINE
13 11 14

KID'S HELPLINE
1800 55 1800

BEYOND BLUE
1300 22 4636

AWARDS



Success Award:

Xyla.

Citizenship Award:

Learning Award:

Diamond-Rose & Tyler.

Respect Award:

<https://www.facebook.com/stanhopeps/>



Child safety and wellbeing at Stanhope Primary School

information for families and the school community

The Victorian Government has announced new [Child Safe Standards](#) to further strengthen child safety across organisations, including schools. The new standards recognise the critical importance of families and the broader school community in maintaining and promoting child safety and wellbeing.

Stanhope Primary School has reviewed and updated our child safety policies and procedures to ensure they meet the requirements of the new standards. These are available to view our school's website, via UeducateUs, and at the school's front office.

We are committed to continuous improvement in our approach to child safety and wellbeing and welcome feedback from families and members of our school community on ways we can further strengthen our child safety policies, procedures and practices.

If you have any suggestions, comments or questions, please contact Stanhope Primary School at stanhope.ps@education.vic.gov.au or by phone on 03 5857 2514.

Victoria's Child Safe Standards

- **Child Safe Standard 1** – Establish a culturally safe environment in which the diverse and unique identities and experiences of Aboriginal children and young people are respected and valued.
- **Child Safe Standard 2** – Ensure that child safety and wellbeing are embedded in school leadership, governance and culture.
- **Child Safe Standard 3** – Children and young people are empowered about their rights, participate in decisions affecting them and are taken seriously.
- **Child Safe Standard 4** – Families and communities are informed and involved in promoting child safety and wellbeing.
- **Child Safe Standard 5** – Equity is upheld and diverse needs are respected in policy and practice.
- **Child Safe Standard 6** – People working with children and young people are suitable and supported to reflect child safety and wellbeing values in practice.
- **Child Safe Standard 7** – Ensure that processes for complaints and concerns are child focused.
- **Child Safe Standard 8** – Staff and volunteers are equipped with the knowledge, skills and awareness to keep children and young people safe through ongoing education and training.
- **Child Safe Standard 9** – Physical and online environments promote safety and wellbeing while minimising the opportunity for children and young people to be harmed.
- **Child Safe Standard 10** – Implementation of the Child Safe Standards is regularly reviewed and improved.
- **Child Safe Standard 11** – Policies and procedures that document how schools are safe for children, young people and students.
- Ministerial Order 1359 provides the framework for child safety in schools.

FOUR CRITICAL ACTIONS FOR SCHOOLS

Responding to Incidents, Disclosures and Suspicions of Child Abuse

1 RESPONDING TO AN EMERGENCY

If there is no risk of immediate harm go to **Action 2**

If a child is at immediate risk of harm you **must** ensure their safety by:

- separating alleged victims and others involved
- administering first aid
- calling **000** for urgent medical and/or police assistance to respond to immediate health or safety concerns
- identifying a contact person at the school for future liaison with Police.

Where necessary you may also need to maintain the integrity of the potential crime scene and preserve evidence.

2 REPORTING TO AUTHORITIES / REFERRING TO SERVICES

As soon as immediate health and safety concerns are addressed you **must** report all incidents, suspicions and disclosures of child abuse as soon as possible. Failure to report physical and sexual child abuse may amount to a criminal offence.

Q: Where does the source of suspected abuse come from?

WITHIN THE SCHOOL

VICTORIA POLICE
You **must** report all instances of suspected child abuse involving a school staff member, contractor, volunteer or visitor to Victoria Police.

You **must also** report internally to:

- GOVERNMENT SCHOOLS**
 - School principal and/or leadership team
 - Employee Conduct Branch
 - DET Incident Support and Operations Centre.
- CATHOLIC SCHOOLS**
 - School principal and/or leadership team
 - Diocesan education office.
- INDEPENDENT SCHOOLS**
 - School principal and/or school chairperson
 - Commission for Children and Young People on **1300 782 978**

All allegations of 'reportable conduct' **must** be reported as soon as possible to:

- GOVERNMENT SCHOOLS**
 - Employee Conduct Branch
- CATHOLIC SCHOOLS**
 - Diocesan education office
- INDEPENDENT SCHOOLS**
 - Commission for Children and Young People on **1300 782 978**.

OTHER CONCERNS

If you believe that a child is not subject to abuse, but you still hold **significant concerns** for their wellbeing you **must** still act. This may include making a referral or seeking advice from:

- Child FIRST/The Orange Door (in circumstances where the family are open to receiving support)
- DHHS Child Protection
- Victoria Police.

3 CONTACTING PARENTS/CARERS

Your principal **must** consult with DHHS Child Protection or Victoria Police to determine what information can be shared with parents/carers. They may advise:

- not to contact** the parents/carer (e.g. in circumstances where the parents are alleged to have engaged in the abuse, or the child is a mature minor and does not wish for their parent/carer to be contacted)
- to contact** the parents/carers and provide agreed information (this must be done as soon as possible, preferably on the same day of the incident, disclosure or suspicion)
- how to communicate** with all relevant parties with consideration for their safety.

4 PROVIDING ONGOING SUPPORT

Your school **must** provide support for children impacted by abuse. This should include the development of a **Student Support Plan** in consultation with wellbeing professionals. This is an essential part of your duty of care requirements.

Strategies may include development of a safety plan, direct support and referral to wellbeing professionals and support.

You **must** follow the **Four Critical Actions** every time you become aware of a further instance or risk of abuse. This includes reporting new information to authorities.

YOU MUST TAKE ACTION

You **must** act, by following the Four Critical Actions, as soon as you witness an incident, receive a disclosure or form a reasonable belief* that a child has, or is at risk of being abused.

As a school staff member, you play a **critical role** in protecting children in your care.

You **must** act if you form a suspicion or reasonable belief, even if you are unsure and have not directly observed child abuse (e.g. if the victim or another person tells you about the abuse).

*A reasonable belief is a deliberately low threshold. This enables authorities to investigate and take action.

CONTACT

DHHS CHILD PROTECTION

AREA
North Division **1300 664 977**
South Division **1300 655 795**
East Division **1300 300 391**
West Division (Rural) **1800 075 599**
West Division (Metro) **1300 664 977**

AFTER HOURS

After hours, weekends, public holidays **13 12 78**

CHILD FIRST

<https://services.dhhs.vic.gov.au/federal-and-support-teams>

ORANGE DOOR

<https://www.vic.gov.au/familyviolence/the-orange-door.html>

VICTORIA POLICE

000 or your local police station

DET INCIDENT SUPPORT AND OPERATIONS CENTRE

1800 126 126

INCIDENT MANAGEMENT AND SUPPORT UNIT

1800 126 126

EMPLOYEE CONDUCT BRANCH

(03) 9637 2595

DIOCESAN OFFICE

Melbourne (03) 9267 0228
Ballarat (03) 5337 7135
Sale (03) 5622 8600
Sandhurst (03) 5443 2377


INDEPENDENT SCHOOLS

VICTORIA
(03) 9825 7200

THE LOOKOUT

The LOOKOUT has a service directory, information, and evidence based guidance to help you respond to family violence: <http://www.lookout.org.au>

Family violence victims/survivors can be referred to **1800 Respect** for counselling, information and a referral service: **1800 737 732**



PROTECT

THE EDUCATION STATE

VICTORIA
Education and Training

CECV
CHILD EDUCATION COMMUNITY CONNECTIONS OF VICTORIA





FISH 'N' CHIPS

Minimum chips	\$ 4.00
Battered sav	\$ 3.50
Boneless wing ding	\$ 1.50
Calamari rings	\$ 1.80
Chicken dim sim	\$ 2.50
Chicken nugget	\$ 0.80
Chiko roll	\$ 3.50
Chilli chicken strip	\$ 2.00
Corn jack	\$ 3.50
Crab sticks	\$ 1.80
Crumbed prawns	\$ 1.80
Dim sim	\$ 1.50
Fish bites	\$ 1.80
Fish cakes	\$ 3.00

FISH

FLAKE	\$ 8.50
BLUE GRENADIER	\$ 9.00
Flat head fillets	\$ 2.50
Garlic chicken ball	\$ 1.80
Hash brown	\$ 1.20
Magdala	\$ 4.00
Mini dim sim	\$ 0.75
Mini spring roll	\$ 2.00
Pineapple fritter	\$ 3.00
Pluto pup	\$ 3.50
Potato cake	\$ 1.50
Scallops	\$ 1.80
South Melbourne dim sim	\$ 2.50
Spring roll	\$ 3.50
Wing ding	\$ 2.50

CHIPS, CHEESE & GRAVY

SMALL	\$ 7.00
MEDIUM	\$ 10.00
LARGE	\$ 13.00
Tomato sauce sachet	\$ 0.30

LOADED FRIES

SMALL	\$ 9.00
LARGE	\$ 14.00

BURGERS

Bacon & Egg Roll	\$ 8.00
Bacon & Egg Sandwich	\$ 7.50
Chicken parma roll	\$ 13.00
Chicken schnitzel & gravy roll	\$ 9.00
Chicken schnitzel & salad roll	\$ 8.50
Chicken schnitzel with the lot	\$ 15.00
Chicken wrap with the LOT	\$ 13.00
PLAIN	\$ 11.00
Fish burger with the LOT	\$ 15.00
PLAIN	\$ 12.00
Hamburger with the LOT	\$ 13.00
PLAIN	\$ 11.00
Souvlaki- beef/lamb/chicken	
LOT	\$ 13.00
PLAIN	\$ 11.00
Steak sandwich with the LOT	\$ 12.00
PLAIN	\$ 10.00

Sauces- tomato, bbq, mayo, garlic, sweet chilli, hot chilli, tartare

EXTRAS

Gravy on chips	\$ 2.00
Meat	\$ 4.00
Bacon or Egg	\$ 2.00
Cheese or Pineapple	\$ 1.00
Squeezy sauce - per sachet	\$ 0.30
Small salad	\$ 6.00
Large salad	\$ 7.00

BAKERY

Plain pie	\$ 5.50
Flavoured pie	\$ 5.90
Sausage Roll	\$ 4.80
Pastie	\$ 4.80
Salad only rolls	\$ 6.50
Meat and salad rolls	\$ 8.00
Salad only sandwich	\$ 6.00
Meat and salad sandwich	\$ 7.50
Salad wraps	\$ 8.00

**PLEASE PUT CORRECT MONEY
WITH LUNCH ORDERS**